


AMERICAN SOCIETY OF NEUROIMAGING NEWSLETTER

EDITOR: Charles H. Tegeler, MD




May 2000


23rd Annual Meeting January 26-29 • San Juan, Puerto Rico

John B. Chawluk, MD, Program Chair

The Annual Meeting enjoyed 200 attendees again this year. Highlighted was the well-attended multi-modality Acute Stroke Symposium. The ASN was honored to have Bill Sarraille, an attorney that has been representing a consortium of societies in Washington, DC, including the ASN. Mr. Sarraille addressed the Board, the Business Meeting, and attendees of the Practice Issues in Neurosonology Breakfast Seminar. New this year and planned again for 2001 was the MRI Hands-On Workshop where attendees interpreted MRI images with constant faculty interaction, much like the popular Neurosonology Hands-On Workshop.



Bruno Maton, MD 2000 Oldendorf Award recipient



We were happy to present the Oldendorf Award to Dr. Bruno Maton this year for his paper entitled "Reproducibility of 1H-MRSI Measurements of Normal Human Hippocampus at 1.5-T: Clinical Implications". The McKinney Award was presented to Dr. Ioannis Christou for the paper, "Timing of Recanalization after TPA Therapy Determined by Transcranial Doppler Correlates with Clinical Recovery from Ischemic Stroke". Dr. Tegeler made a special presentation of the Masdeu Distinguished Service Award to Dr. Joseph Masdeu in appreciation of his significant contributions to the Society.

Our grateful acknowledgement to our commercial supporters: Biogen, Elan Pharmaceuticals,

Ioannis Christou, MD 2000 McKinney Award recipient



Merck & Co., Inc., Novartis Pharmaceuticals Corp., and Pharmacia & Upjohn

The ASN would also like to thank the Exhibitors from the 2000 Annual Meeting, ICAVL (Intersocietal Commission for the Accreditation of Vascular Laboratories), Lippincott Williams and Wilkins, MedQuest Associates, Inc., Multigon Industries, Inc., Neuro Physic Corporation, Neuro Scan Medical Systems, Nicolet Vascular, Inc., and Spencer Technologies.

As always, our Course Directors and faculty have done an outstanding job of creating another successful high quality educational activity and our sincere thanks for all the hard work.

Presidential Address *Charles H. Tegeler, MD*

I am pleased to report to you that the American Society of Neuroimaging is alive and well as our 24th year begins. As evidence of this, and to highlight some items of special note, I would like to list what I perceive as some key happenings in the ASN. The membership continues to grow, and the Society is financially solvent, albeit cautious about expenditures. The Intersocietal Commission on Accreditation of MR Laboratories (ICAMRL) is finally on the verge of reality. There was an excellent educational program at the 23rd Annual Meeting, with a focus on topical programs, and inclusion of the Spencer Symposium on Intracranial Hemodynamics. Plans are being made for an exciting annual meeting, January 17-20, 2001, in Las Vegas, Nevada.

There are new faces set to join the Board of Directors, and also to assume key roles in ASN Committees. We have added an International member to the Board of Directors. There are great opportunities with the Journal of Neuroimaging, for which a new publisher and contract is being negotiated. An upgraded website has been approved by the Board and is currently being developed. There is also a steady demand for the certification examinations, which are now computerized. The ASN continues to have a voice in organized medicine via a seat in the AMA House of Delegates and the AMA Specialty Societies Section. The ASN has also been vocal in many legislative affairs issues which are of vital interest to members, such as HCFA rules, Stark II legislation, Regional Medicare Carriers, and Local Medical Review Policies. The ASN is now part of a Legislative network to keep abreast of events in Washington as well as at HCFA or with Regional Medicare Carriers.

We continue to explore new ways to work with the American Academy of Neurology to leverage our strengths, especially as regards legislative, certification, accreditation, and reimbursement issues.

Despite this litany of great things going on with the ASN, vigilance is required. Some third party payors still adhere to plans which threaten to exclude ASN members who perform MRI or ultrasound testing and interpretation. There are new American College of Radiology guidelines for MRI interpretation, and a host of other legislative actions pending, for which we must provide input to insure that our members will have access to the performance or interpretation of neuroimaging studies.

The ASN is off to a great start in the New Millennium, but we must continue and increase our efforts. Specifically, we must focus on recruiting new members, encourage colleagues to take certification

Call for Suggestions

We welcome member input for the new website. Please forward any suggestions to Theresa Gutoski by calling (763) 545-6291 or emailing theresalgt@cs.com.

examinations, and encourage the use of the new MRI Accreditation program. We must actively seek corporate sponsorship of programs, create additional educational programs and opportunities, and get the message out to the neurological community, especially residents and fellows, that neuroimaging is a viable option to EEG or EMG as an additional skill for practice. To help accomplish some of this, I will form a Presidential Corporate roundtable, create a Financial and Long-Range Planning Advisory Committee, and set up a Sub-Committee to investigate the actions taken by Partners National Health Plan.

Put next year's meeting in Las Vegas on your calendar now, and I will look forward to seeing you

ASN OFFICERS AND BOARD OF DIRECTORS

OFFICERS:

Charles H. Tegeler, MD	<i>President</i>
John B. Chawluk, MD	<i>Vice-President</i>
Edward Feldmann, MD	<i>Secretary</i>
Michael J. Kushner, MD	<i>Treasurer</i>
Ilydio Polachini, Jr., MD	<i>Past President</i>

BOARD OF DIRECTORS:

Andrei V. Alexandrov, MD, RVT	Dara G. Jamieson, MD
Rohit Bakshi, MD	Richard B. Kasdan, MD
Beauregard L. Bercaw, MD	Walter J. Koroshetz, MD
Steven Dilbert, MD	Laszlo Mechtler, MD
Nancy Futrell, MD	Kurt Niederkorn, MD
Francis D. Hussey, Jr., MD	Patrick Reynolds, MD

ADMINISTRATIVE OFFICES:

5841 Cedar Lake Road, Suite 204 • Minneapolis, MN 55416
Phone (763) 545-6291 • Fax (763) 545-6073
Email: theresalgt@cs.com

CONGRATULATIONS

on behalf of the Society to those who passed our Certification Examinations in Puerto Rico.

Certified in Neurosonology

James L. Case, MD
Bernard Chan, MD
Ramanand C. Dandillaya, MD
Michael DeGeorgia, MD
Robert Felberg, MD
Ruwani Gunawardane, MD
Roman Kesler, DO
Robert A. Lada, MD
David S. Liebeskind, MD
Gwendolyn Ford Lynch, MD
Sidney Mallenbaum, MD
Daniel J. L. MacGowan, MD
Harold C. McGrade, MD
Abdullah M. Nassief, MD
Jamary Oliveira-Filho, MD

Carlos R. Otero, MD
David Rozenfeld, MD
Sean Ruland, DO
Vineeta Singh, MD
Aneesh Singhal, MD
Roekchai Tulyapronchote, MD
Stephen L. Wayne, MD

Certified in Pediatric Neurosonology

Roman Kesler, DO
David Liebeskind, MD
Aneesh Singhal, MD

Certified in MRI/CT

Reeta Achari, MD
Michael M. Candaras, MD

Sreenadha R. Davuluri, MD
Rajiv Joseph, MD, PhD
Volker Knappertz, MD
Alvaro Lacayo, MD
W. Alvin McElveen, MD
Mircea A. Morariu, MD
George R. Moreng, MD
L. B. Nabors, III, MD
Douglas A. Newland, MD
Vasishtha M. Patel, MD
Orlando Ricalde, MD
Howard W. Sander, MD
Richard A. Sater, MD, PhD
Kiran Shah, MD
Roekchai Tulyapronchote, MD
Ben C. Wouters, MD

Progress Report on the Formation of the ICAMRL

On February 12, 2000, the Intersocietal Commission for the Accreditation of Magnetic Resonance Laboratories (ICAMRL) convened its first Board of Directors meeting. The meeting took place at the Intersocietal Accreditation Commission's office in Columbia, Maryland. The ASN was represented at the meeting by Board member Richard Kasdan, MD and George W. Privett, Jr., MD who attended for Board member Jack O. Greenberg, MD. In addition, Board members representing the following sponsoring organizations were present for this initial meeting, the American Academy of Neurology, the American Academy of Orthopaedic Surgeons and the American College of Cardiology. To ensure whole body radiology expertise, the International Society for Magnetic Resonance in Medicine and the International Society for Magnetic Resonance in Medicine, Section for Magnetic Resonance Technologists have appointed physician and technologist members-at-large to the Board of Directors and these individuals were also in attendance at the meeting. In addition, the National Electrical Manufacturers Association serves as

Advisor to the Board and two individuals representing industry provided their input during the meeting. The American Association of Neurological Surgeons / Congress of Neurological Surgeons has also committed to become a sponsoring organization of the ICAMRL and will be appointing representatives to the Board of Directors in the near future.

The newly elected officers of the ICAMRL are, as President, Gerald M. Pohost, MD, FACC, a representative of the American College of Cardiology; as President-Elect, Robert W. Westergan, MD, a representative of the American Academy of Orthopaedic Surgeons; as Treasurer, Richard Kasdan, MD, a representative of the ASN; and as Secretary, Luann J. Culbreth, MEd, RT (R) (MR) (QM), one of the at-large members.

Currently, the Board members are developing the Essentials and Standards for each area of magnetic resonance testing that will be accredited by the ICAMRL. These testing areas have initially been defined as Musculoskeletal, Neuroimaging, Cardiac, Non-Cardiac Vascular, Body and

Comprehensive. Once complete, these documents will define the key elements of quality magnetic resonance laboratories and will serve as the basis for the new accreditation process. Following the completion of the Essentials and Standards, a corresponding Application for Accreditation of Magnetic Resonance Laboratories will be designed. Utilizing this document, laboratories applying for accreditation will document detailed information about all operational and technical components and submit protocols and case studies. Prior to the widespread availability of these two documents, the accreditation process will be piloted to laboratories representative of the various settings in which magnetic resonance studies are performed including academic institutions, community-based hospitals and the private sector.

To receive more information about the ICAMRL, contact the Intersocietal Accreditation Commission at 8840 Stanford Boulevard, Suite 4900, Columbia, Maryland 21045; 410-872-0100 or email sloper@intersocietal.org.

Mark Your Calendars!

24th Annual Meeting

January 17-20, 2001 Desert Inn • Las Vegas, NV

Preliminary Program

Wed., January 17

Committee Meetings
Board Meeting
Welcome Reception

Thurs., January 18

Exhibits Open

Breakfast Seminar:

Interventional
Neurology/Live Demonstration

MRI Course

Basic Neurosonology Course

Exhibits & Poster Luncheon

Neurosonology Case Interpretation
(Advanced Course)

International Cerebral

Hemodynamics Symposium

Hands-On Workshops: Neurosonology and MRI

Fri., January 19

Breakfast Seminars:

Exhibits Open

TCD in Pediatric Sickle Cell
Anemia & Other Applications
Functional Neuroimaging

MRI Course (continued)

Neurosonology Case Interpretation

Business Meeting/Awards Luncheon

Neuroimaging for the New Millennium

All-Attendee Social Event

Sat., January 20

Breakfast Seminars:

Practice Issues in MR/CT:

How to Become a Neuro-MR
Doctor

Practice Issues in
Neurosonology/Accreditation

Neurosonology Exam Session I

Integrated Neuroimaging Symposium

Pediatric Neurosonology Exam

Neurosonology Exam Session II

Stroke Prevention & Treatment

MRI Exam

American Society of Neuroimaging Newsletter

5841 Cedar Lake Road, Suite 204
Minneapolis, MN 55416
(763) 545-6291

Neurosonology Tutorial

August 4-5, 2000
New York, NY

For more information, contact
Theresa Gutoski at (763) 545-6291 or
email theresalgt@cs.com