




Neurovascular Ultrasound Course



Virtual Didactics
Sep 20th- 23rd, 2021



Live Hands
on workshop
Sep 25th-26th, 2021



**Total 40 hours of AMA
PRA category 1 Credit**

Single Day registration

**Discounts for multi-day
registration**

Faculty

Aarti Sarwal, MD, RPNI

Andrei Alexandrov, MD, RPNI

Charles H. Tegeler, MD, RPNI


Fredrick Kremkau, PhD

John Bennett, PhD, RVT

Kerri LaRovere, MD



Day 1 Mon: Carotid 6.5 hrs
Principles, introduction, clinical indication, pathology



Day 2 Tues: Carotid 6.5 hrs
Generating reports, complex pathology, vertebral disease, billing, coding, accreditation



Day 3 Wed: TCD 8 hrs
Cerebrovascular anatomy, introduction, waveform analysis, imaging & non-imaging techniques, stroke, SAH, intraoperative monitoring, shunt/emboli



Day 4 Thur: TCD 8 hrs
Vasomotor reserve, neurocritical care applications, brain death, sickle cell and pediatric indications, generating a report, billing, coding, accreditation



Day 5 Sat: TCD 6 hrs
Demonstrations & hands on practice with imaging & non imaging doppler scanning of temporal, suboccipital, submandibular windows
Anatomy Lab- Skull and brains



Day 6 Sun: Carotid 5 hrs
Demonstrations & hands on practice with carotid and vertebral artery B mode & doppler
Anatomy lab-cadaver dissection

cealultrasound@wakehealth.edu

www.wakehealth.edu/ultrasound

